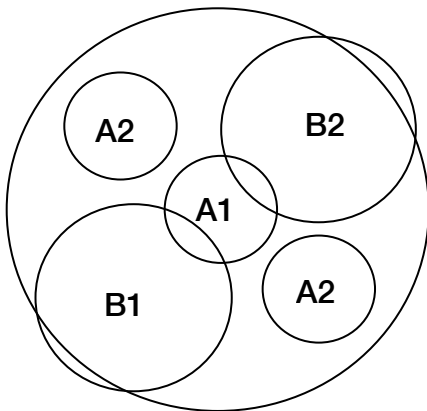
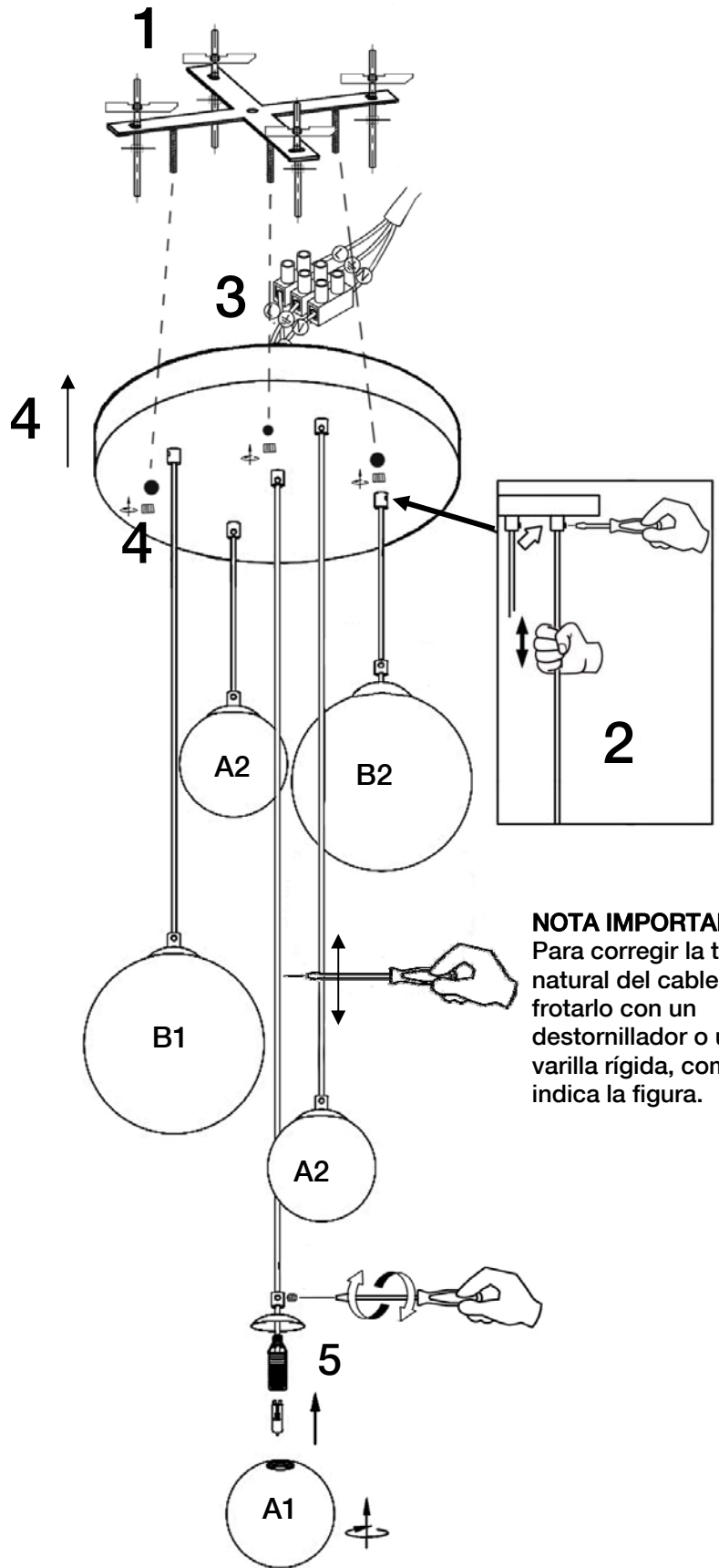


ATENCIÓN: Schuller recomienda que utilice los balancines suministrados en la instalación de este colgante.

LA FABRICACIÓN ARTESANAL DE ESTA TULIPA DE CRISTAL PERMITE LIGERAS IMPERFECCIONES ACEPTADAS POR NUESTRO CONTROL DE CALIDAD.



Bolas cristal:
 A1 Ø12cm. Gris smoke
 A2 Ø12cm. Ambar
 B1 Ø20cm. Gris smoke
 B2 Ø20cm. Ambar



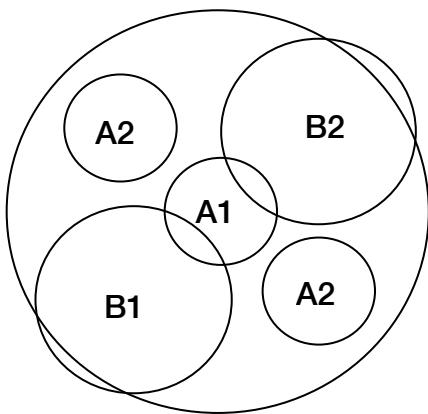
NOTA IMPORTANTE:
 Para corregir la torsión natural del cable, frotarlo con un destornillador o una varilla rígida, como indica la figura.

Para ver la ficha técnica de producto completa, puede usar el siguiente código QR:

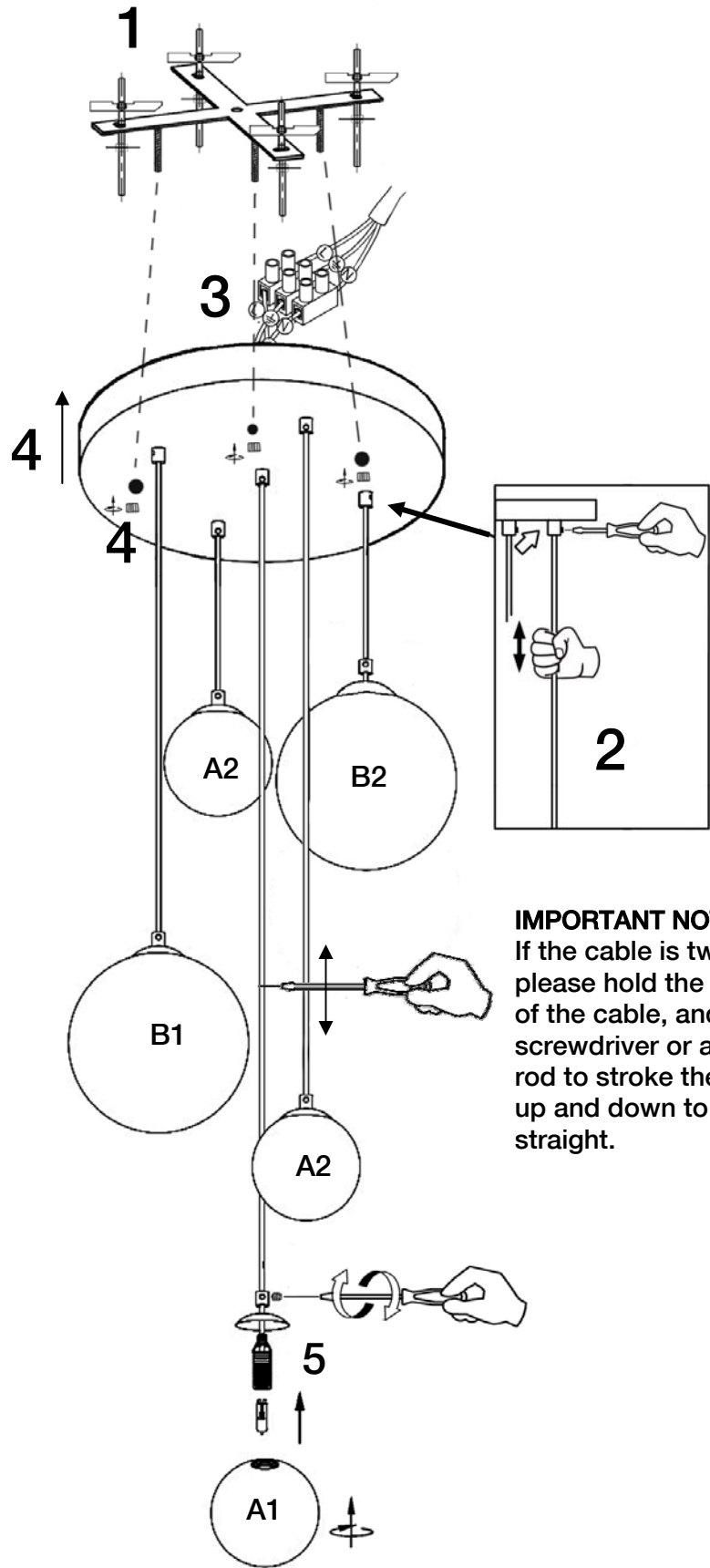


ATTENTION: Schuller recommends to use included special screws when installing this pendant lamp.

CRAFTMAN PRODUCTION FOR THIS GLASS SHADE ALLOW SMALL IMPERFECTIONS CHECKED BY OUR QUALITY CONTROL



Glass balls:
 A1 Ø12cm. Grey smoke
 A2 Ø12cm. Amber
 B1 Ø20cm. Grey smoke
 B2 Ø20cm. Amber



IMPORTANT NOTICE:
 If the cable is twisted, please hold the bottom of the cable, and use a screwdriver or a metal rod to stroke the cable up and down to keep it straight.

You may use the following QR code to view the complete technical data sheet of the product:



If you have any technical questions, please do not hesitate to contact our technical Department.
 We are at your disposal in our email: irodriguez@schuller.es